


HE4XINH



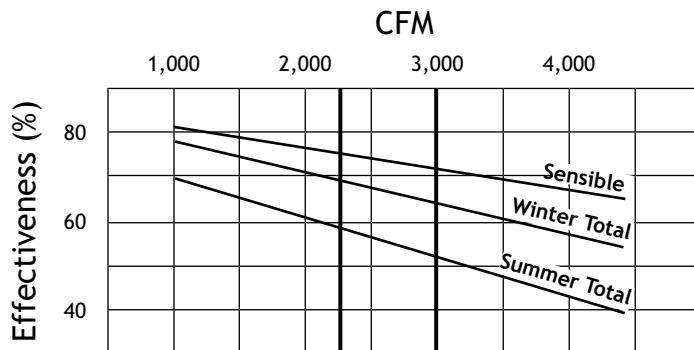
Indoor Unit



Specifications

Ventilation Type: Static Plate, Heat and Humidity Transfer						
Typical Airflow Range: 1,000-4,400 CFM						
AHRI 1060 Certified Core: Four L125-00						
Airflow Rating Points (for AHRI): 3,000 CFM and 2,250 CFM						
Number Motors: Two						
HP	Volts	HZ	Phase	FLA	Min. Cir. Amps	Max. Fuse Size
2	208-230	60	Single	11.3-10.5	25.4	35
	208-230	60	Three	6.2-6.2	14.0	20
	460	60	Three	3.5	7.9	15
	575	60	Three	2.3	5.2	15
3	208-230	60	Single	13.7	30.8	45
	208-230	60	Three	9.2-8.6	20.7	30
	460	60	Three	4.3	9.7	15
	575	60	Three	3.2	7.2	15
5	208-230	60	Three	14.0-13.0	31.5	45
	460	60	Three	6.5	14.6	20
	575	60	Three	5.0	11.3	15
	Control Voltage: 24 VAC					
Filters: Eight total, MERV 8, 2" pleated, 20" x 20" nominal size						
Weight: 846 lbs (unit), 900 lbs (shipping weight)						
Shipping Dimensions: 84" W x 92" L x 46" H						

G5 Performance



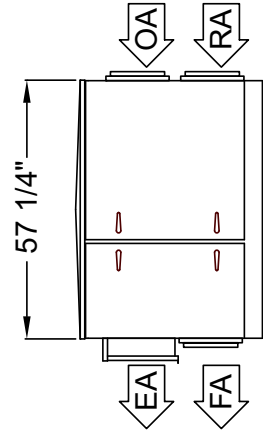
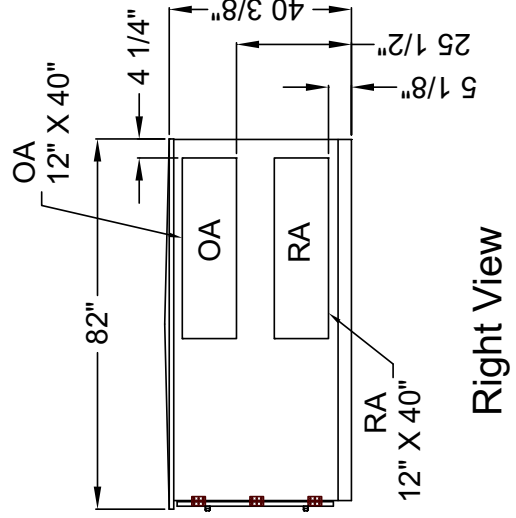
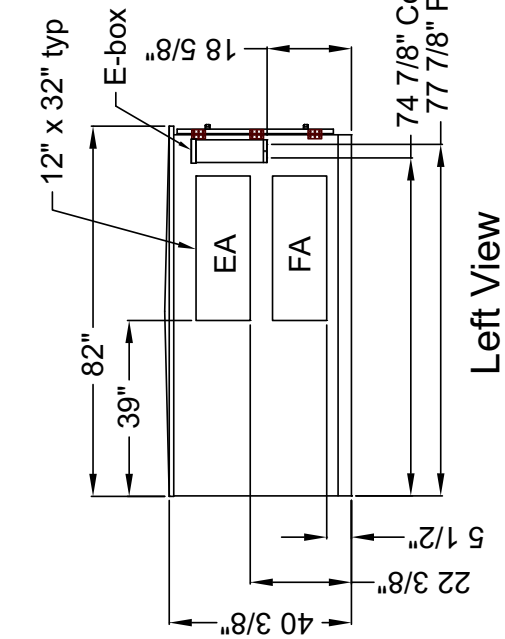
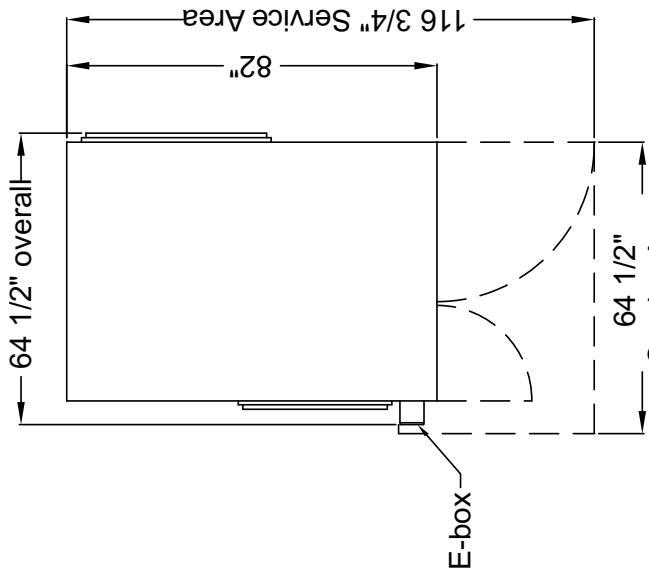
*At AHRI 1060 standard conditions
(See certified data on page 67 for core components.)

Airflow Performance

Motor HP	Blower RPM Nominal	Turns Open	External Static Pressure (Inches Water Column)													
			0.0		0.25		0.5		0.75		1.0		1.25		1.5	
			CFM	BHP	CFM	BHP	CFM	BHP	CFM	BHP	CFM	BHP	CFM	BHP	CFM	BHP
2	1,010	4.5	2,489	0.9	2,200	0.9	1,715	0.8	1,100	0.7	-	-	-	-	-	-
	1,210	2	2,995	1.6	2,290	1.5	2,430	1.4	2,005	1.3	1,540	1.2	-	-	-	-
	1,370	0	-	-	-	-	-	-	2,600	2.0	2,215	1.9	1,800	1.7	1,100	1.5
3	1,345	4.5	3,295	2.1	3,145	2.1	2,840	2.0	2,509	1.9	2,116	1.8	1,747	1.6	1,135	1.5
	1,535	2	3,832	2.9	3,682	2.9	3,480	2.8	3,170	2.6	2,839	2.4	2,449	2.3	1,878	2.0
	1,685	0	-	-	-	-	-	-	-	-	3,409	3.0	3,003	2.8	2,465	2.4
5	1,495	6	3,718	2.7	3,568	2.6	3,345	2.6	3,030	2.4	2,686	2.2	2,301	2.1	1,722	1.9
	1,675	3	4,223	3.8	4,083	3.7	3,943	3.6	3,659	3.4	3,364	3.2	2,994	2.9	2,490	2.7
	1,855	0	-	-	-	-	-	-	4,287	4.9	4,011	4.6	3,760	4.3	3,434	4.0

HE4XINH UNIT DIMENSIONS

- EA: Exhaust Air to outdoors
- OA: Outdoor Air Intake
- RA: Room Air to be exhausted
- FA: Fresh Air to inside



74 7/8" Control Wiring Inlet
77 7/8" Power Wiring Inlet

Right View

Front View

Left View